

Annual Information Security Training Instructions

New students / faculty and staff must first attend the Annual Information Security Training and pass a test.

Attendance of current students/faculty and staff : Those who have attended the "Annual Information Security Training" in the past are also required to take it every year. If you do not attend this training, campus information service will be restricted after a period.

1 Access Annual Information Security Training [1 https://ist.nagoya-u.ac.jp/](https://ist.nagoya-u.ac.jp/)

2 Click "Login"



3 Enter your "THERS Account" and "Login"

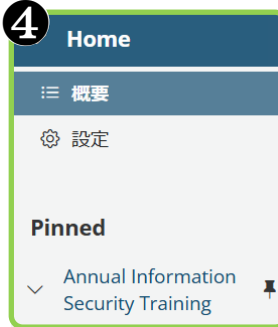
年次情報セキュリティ研修

機構アカウント / THERS Account

THERS account

ログイン (Login) キャンセル

4

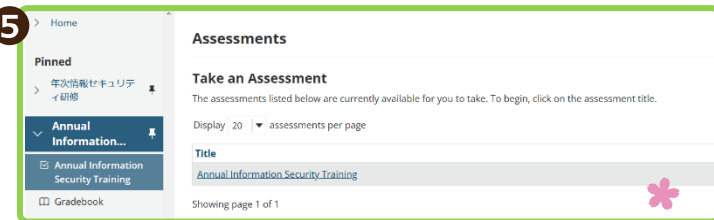


'Attendance QR code!!'

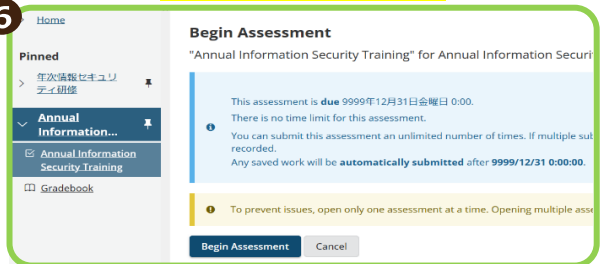


4 After login, click "Annual Information Security Training"

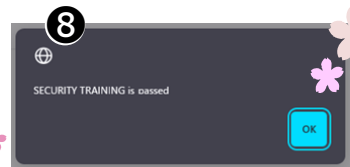
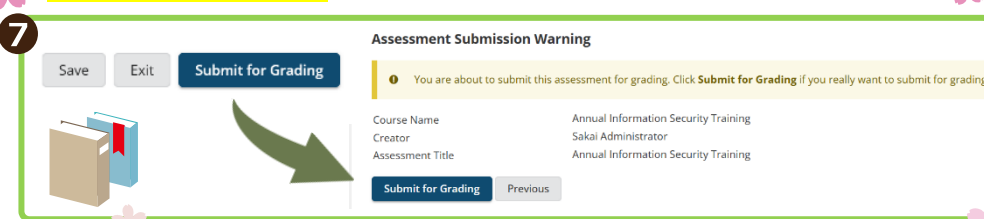
5 Click "Annual Information Security Training"



6 Click "Begin Assessment"



7 Click "Submit for Grading", then click "Submit for Grading" on Assessment Submission Warning.

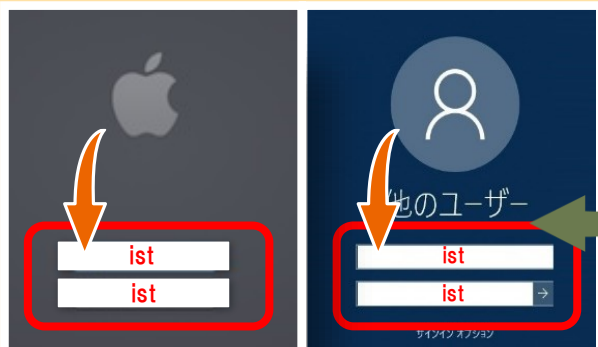


8 If you pass, it's over.

A score of 80 or higher is pass!! *You can take the test as many times as needed until you pass.*

9 Mistakes can be checked through the "Feedback" on "Submitted test" and you can retake the test.

Title	Statistics	Recorded Score	Feedback Available	Individual Score	Time
Annual Information Security Training	n/a	(Highest)	Immediate Feedback		n/a



★To take the "Annual Information Security Training" at a terminal of the Information Media Studies System, enter "ist" in [User Name] and [Password] on the login screen to proceed to the training screen!!

